

[2016-Dec-NewDownloading New 300-135 Questions and Answers PDF from Braindump2go[21-30]

2016/12 New Cisco 300-135: Troubleshooting and Maintaining Cisco IP Networks (TSHOOT v2.0) Exam Questions New Updated Today! Free Instant Download 300-135 Exam Dumps (PDF & VCE) 91Q&As from Braindump2go.com Today! 100% Real Exam Questions! 100% Exam Pass Guaranteed! 1. | 2016/12 New Cisco 300-135 Exam Dumps (PDF & VCE) 91Q&As Download: <http://www.braindump2go.com/300-135.html2>. | 2016/12 New Cisco 300-135 Exam Questions & Answers:

<https://1drv.ms/f/s!AvI7wzKf6QBjgSej29uIPgehTP0H> QUESTION 21 The following commands are issued on a Cisco Router:

```
Router(config)#access-list 199 permit tcp host 10.1.1.1 host 172.16.1.1
Router(config)#access-list 199 permit tcp host 172.16.1.1 host 10.1.1.1
Router(config)#exit
Router#debug ip packet 199
```

What will the debug output on the console show?
A. All IP packets passing through the router
B. Only IP packets with the source address of 10.1.1.1
C. All IP packets from 10.1.1.1 to 172.16.1.1
D. All IP Packets between 10.1.1.1 and 172.16.1.1
Answer: D
Explanation: In this example, the "debug ip packet" command is tied to access list 199, specifying which IP packets should be debugged. Access list 199 contains two lines, one going from the host with IP address 10.1.1.1 to 172.16.1.1 and the other specifying all TCP packets from host 172.16.1.1 to 10.1.1.1.

QUESTION 22 What level of logging is enabled on a Router where the following logs are seen?
%LINK-3-UPDOWN: Interface FastEthernet0/1, changed state to up
%LINEPROTO-5-UPDOWN: Line protocol on Interface FastEthernet0/1, changed state to up
A. alerts
B. critical
C. errors
D. notifications
Answer: D
Explanation: Cisco routers, switches, PIX and ASA firewalls prioritize log messages into 8 levels (0-7), as shown below:

Level	Name	Description
0	Emergencies	System is unusable
1	Alerts	Immediate action needed
2	Critical	Critical conditions
3	Errors	Error conditions
4	Warnings	Warning conditions
5	Notifications	Informational messages
6	Informational	Normal but significant conditions
7	Debugging	Debugging messages

When you enable logging for a specific level, all logs of that severity and greater (numerically less) will be logged. In this case we can see that logging level of 3 (as seen by the 3 in "LINK-3-UPDOWN") and level 5 (as seen by the 5 in "LINEPROTO-5-UPDOWN") are shown, which means that logging level 5 must have been configured. As shown by the table, logging level 5 is Notifications.

QUESTION 23 You have the followings commands on your Cisco Router:

```
ip ftp username admin
ip ftp password backup
```

You have been asked to switch from FTP to HTTP. Which two commands will you use to replace the existing commands?
A. ip http username admin
B. ip http client username admin
C. ip http password backup
D. ip http client password backup
E. ip http server username admin
F. ip http server password backup
Answer: B
Explanation: Configuring the HTTP Client
Perform this task to enable the HTTP client and configure optional client characteristics. The standard HTTP 1.1 client and the secure HTTP client are always enabled. No commands exist to disable the HTTP client. For information about configuring optional characteristics for the HTTPS client, see the HTTPS-HTTP Server and Client with SSL 3.0, Release 12.2(15)T, feature module.

SUMMARY STEPS

1. enable
2. configure terminal
3. ip http client cache {ager interval minutes | memory {file file-size-limit | pool pool-size-limit}}
4. ip http client connection {forceclose | idle timeout seconds | retry count | timeout seconds}
5. ip http client password password
6. ip http client proxy-server proxy-name proxy-port port-number
7. ip http client response timeout seconds
8. ip http client source-interface type number
9. ip http client username username

Reference: HTTP 1.1 Web Server and Client.

http://www.cisco.com/en/US/docs/ios/netmgmt/configuration/guide/nm_http_web.html QUESTION 24 You have 2 NTP servers in your network - 10.1.1.1 and 10.1.1.2. You want to configure a Cisco router to use 10.1.1.2 as its NTP server before falling back to 10.1.1.1. Which commands will you use to configure the router?
A. ntp server 10.1.1.1 ntp server 10.1.1.2
B. ntp server 10.1.1.1 ntp server 10.1.1.2 primary
C. ntp server 10.1.1.1 ntp server 10.1.1.2 prefer
D. ntp server 10.1.1.1 fallback ntp server 10.1.1.2
Answer: C
Explanation: A router can be configured to prefer an NTP source over another. A preferred server's responses are discarded only if they vary dramatically from the other time sources. Otherwise, the preferred server is used for synchronization without consideration of the other time sources. Preferred servers are usually specified when they are known to be extremely accurate. To specify a preferred server, use the prefer keyword appended to the ntp server command. The following example tells the router to prefer TimeServerOne over TimeServerTwo:

```
Router#config terminal
Enter configuration commands, one per line. End with CNTL/Z.
Router(config)#ntp server TimeServerOne prefer
Router(config)#ntp server TimeServerTwo
Router(config)#Z
```

QUESTION 25 The following command is issued on a Cisco Router:

```
Router(config)#logging console warnings
```

Which alerts will be seen on the console?
A. Warnings only
B. debugging, informational, notifications, warnings
C. warnings, errors, critical, alerts, emergencies
D. notifications, warnings, errors
E. warnings, errors, critical, alerts
Answer: C
Explanation: Cisco routers prioritize log messages into 8 levels (0-7), as shown below:

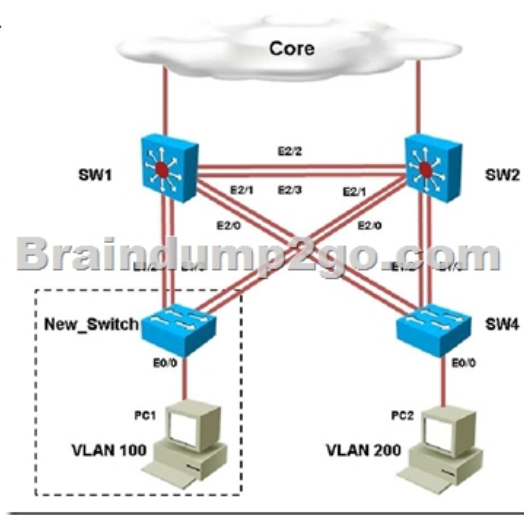
Level	Name	Description
0	Emergencies	System is unusable
1	Alerts	Immediate action needed
2	Critical	Critical conditions
3	Errors	Error conditions
4	Warnings	Warning conditions
5	Notifications	Informational messages
6	Informational	Normal but significant conditions
7	Debugging	Debugging messages

When you enable logging for a

specific level, all logs of that severity and greater (numerically less) will be logged. In this case, when you enable console logging of warning messages (level 4), it will log levels 0-4, making the correct answer warnings, errors, critical, alerts, and emergencies.

QUESTION 26 Which two of the following options are categories of Network Maintenance tasks? A. Firefighting B.

Interrupt-drivenC. Policy-basedD. StructuredE. Foundational Answer: BExplanation:Proactive Versus Reactive Network Maintenance:Network maintenance tasks can be categorized as one of the following:Structured tasks: Performed as a predefined plan.Interrupt-driven tasks: Involve resolving issues as they are reported. QUESTION 27A customer network engineer has made configuration changes that have resulted in some loss of connectivity. You have been called in to evaluate a switch network and suggest resolutions to the problems.



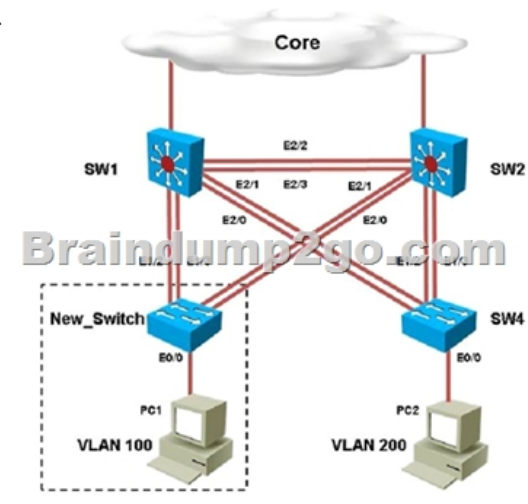
PC2 in VLAN 200 is unable to ping the gateway address 172.16.200.1; identify the issue. A. VTP domain name mismatch on SW4B. VLAN 200 not configured on SW1C. VLAN 200 not configured on SW2D. VLAN 200 not configured on SW4

Answer: CExplanation:By looking at the configuration for SW2, we see that it is missing VLAN 200, and the "switchport access vlan 200" command is missing under interface eth 0/0:

```
SW2
vlan internal allocation policy ascending
interface Ethernet0/0
switchport access vlan 200
```

[illegible]

QUESTION 28A customer network engineer has made configuration changes that have resulted in some loss of connectivity. You have been called in to evaluate a switch network and suggest resolutions to the problems.



Which of statement is true regarding STP issue identified with switches in the given topology? A. Loopguard configured on the New_Switch places the ports in loop inconsistent stateB. Rootguard configured on SW1 places the ports in root inconsistent state C. Bpduguard configured on the New_Switch places the access ports in error-disabledD. Rootguard configured on SW2 places the ports in root inconsistent state Answer: AExplanation:On the new switch, we see that loopguard has been configured with the "spanning-tree guard loop" command. The loop guard feature makes additional checks. If BPDUs are not received on a non-designated port, and loop guard is enabled, that port is moved into the STP loop- inconsistent blocking state, instead of the listening / learning / forwarding state. Without the loop guard feature, the port assumes the designated port role. The port moves to the STP forwarding state and creates a loop. QUESTION 29A customer network engineer has made configuration changes that have resulted in some loss of connectivity. You have been called in to evaluate a switch network and suggest resolutions to the problems.

```
New_Switch
!
interface Ethernet2/1
  switchport trunk encapsulation dot1q
  switchport mode trunk
  duplex auto
  spanning-tree bpduguard enable
  spanning-tree guard loop
!
```

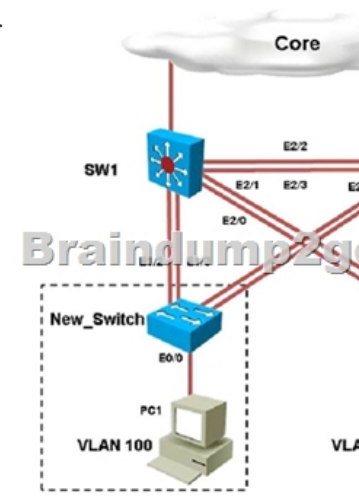
You have configured PVST+ load balancing between SW1 and the New_Switch in such a way that both the links E2/2 and E2/3 are utilized for traffic flow, which component of the configuration is preventing PVST+ load balancing between SW1 and SW2 links A.

Port priority configuration on SW1B. Port priority configuration on the New_SwitchC. Path cost configuration on SW1D.

Path cost configuration on the New_Switch Answer: DExplanation:Here is the configuration found on the New_Switch:

```
New_Switch
!
interface Ethernet1/1
  switchport trunk e
  switchport mode tr
  duplex auto
!
interface Ethernet1/2
  switchport trunk e
  switchport mode tr
  duplex auto
  spanning-tree cost
!
```

This causes the port cost for link eth 1/3 to increase the path cost to 250 for all VLANs, making that link less preferred so that only eth 1/2 will be used. QUESTION 30A customer network engineer has made configuration changes that have resulted in some loss of connectivity. You have been called in to evaluate a switch network and suggest resolutions to the problems.



Refer to the topology. SW1 Switch Management IP address is not pingable from SW4. What could be the issue? A. Management VLAN not allowed in the trunk links between SW1 and SW4B. Management VLAN not allowed in the trunk links between SW1 and SW2C. Management VLAN not allowed in the trunk link between SW2 and SW4D. Management VLAN ip address on SW4 is configured in wrong subnetE. Management VLAN interface is shutdown on SW4 Answer: DExplanation:Explanation:In the network, VLAN 300 is called the Management VLAN. Based on the configurations shown below, SW1 has VLAN 300 configured

with the IP address of 192.168.10.1/24, while on SW4 VLAN 300 has an IP address of 192.168.100.4/24, which is not in the same subnet.

```
SW1
!
interface Vlan1
no ip address
!
interface Vlan100
ip address 172.16.100.1 255.255.255.0
!
interface Vlan200
ip address 172.16.200.1 255.255.255.0
!
interface Vlan300
ip address 192.168.10.1 255.255.255.0
!
```

```
SW4
switchport mode trunk
duplex auto
!
interface Ethernet2/2
shutdown
duplex auto
!
interface Ethernet2/3
shutdown
duplex auto
!
interface Vlan1
no ip address
!
interface Vlan300
ip address 192.168.100.4 255.255.255.0
!
```

!!!RECOMMEND!!! 1.[Braindump2go|2016/12 New Cisco 300-135 Exam Dumps \(PDF & VCE\) 91Q&As Download:](http://www.braindump2go.com/2016/12/New-Cisco-300-135-Exam-Dumps-(PDF-&-VCE)-91Q&As-Download/)
[http://www.braindump2go.com/2016/12 New Cisco 300-135 Exam Questions & Answers: YouTube](http://www.braindump2go.com/2016/12/New-Cisco-300-135-Exam-Questions-&-Answers-YouTube-Video/)
Video: [YouTube.com/watch?v=zG-7PXuae5Q](https://www.youtube.com/watch?v=zG-7PXuae5Q)