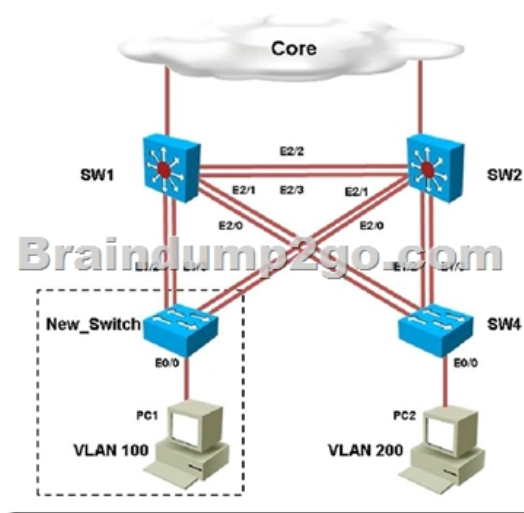


## [300-115 New Dumps Full Version 300-115 Dumps PDF and VCE 358Q for Free Download][111-115]

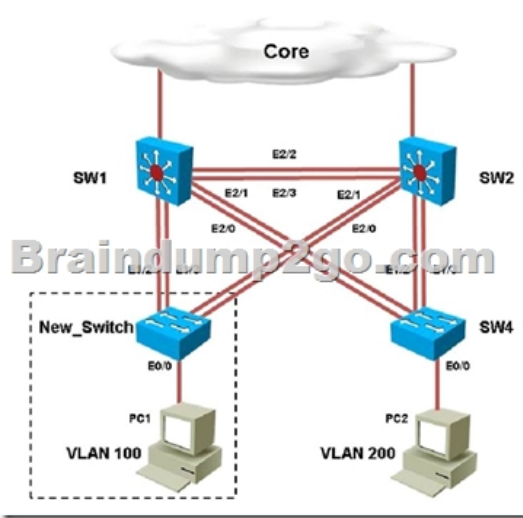
2017 June New Updated Cisco 300-115 Exam Dumps with PDF and VCE Free Version from [www.Braindump2go.com](http://www.Braindump2go.com) 100% Real Exam Questions! 100% Exam Pass Guaranteed! 1. 2017 Version New 300-115 PDF and 300-115 VCE 358Q&As Download: <http://www.braindump2go.com/300-115.html> 2. 2017 Version New 300-115 Exam Questions & Answers Download: <https://drive.google.com/drive/folders/0B75b5xYLjSSNYjV4eHQ4dTJoQXc?usp=sharing> QUESTION 111 You have been asked to install and configure a new switch in a customer network. Use the console access to the existing and new switches to configure and verify correct device configuration.



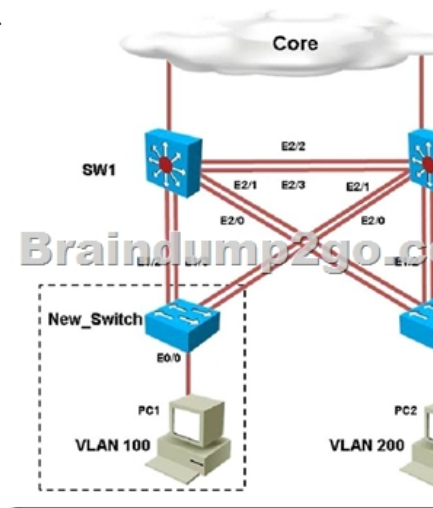
You are connecting the New\_Switch to the LAN topology; the switch has been partially configured and you need to complete the rest of configuration to enable PC1 communication with PC2. Which of the configuration is correct?

- ☐ vtp domain CCNP\_TEST  
vtp password cisco123  
vtp version 3  
vtp mode server  
int e0/0  
switchport mode access  
switchport access vlan 100
- ☐ vtp domain CCNP\_TEST  
vtp password cisco123  
vtp version 3  
vtp mode client  
int e0/0  
switchport mode access  
switchport access vlan 100
- ☐ vtp domain CCNP\_TEST  
vtp password cisco123  
vtp version 2  
vtp mode client  
int e0/0  
switchport mode access  
switchport access vlan 100
- ☐ vtp domain CCNP  
vtp password cisco  
vtp version 3  
vtp mode client  
int e0/0  
switchport mode access  
switchport access vlan 100
- ☐ vtp domain CCNP  
vtp password cisco  
vtp version 2  
vtp mode transparent  
int e0/0  
switchport mode access  
switchport access vlan 200

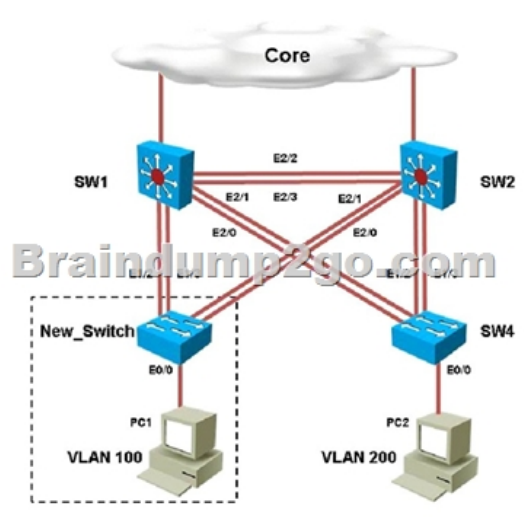
A. Option AB. Option BC. Option CD. Option DE. Option E Answer: D Explanation: Within any VTP, the VTP domain name must match. So, step one is to find the correct VTP name on the other switches. Logging in to SW1 and using the "show vtp status" command we see this: So we know that the VTP domain must be CCNP. This leaves only choice D and E. We also see from the topology diagram that eth 0/0 of the new switch connects to a PC in VLNA 100, so we know that this port must be an access port in VLAN 100, leaving only choice D as correct. Note that the VTP versions supported in this network are 1, 2, 3 so either VTP version 2 or 3 can be configured on the new switch. QUESTION 112 You have been asked to install and configure a new switch in a customer network. Use the console access to the existing and new switches to configure and verify correct device configuration.



Refer to the configuration. For which configured VLAN are untagged frames sent over trunk between SW1 and SW2? A. VLAN1 B. VLAN 99C. VLAN 999D. VLAN 40E. VLAN 50F. VLAN 200G. VLAN 300 Answer: BExplanation:The native VLAN is used for untagged frames sent along a trunk. By issuing the "show interface trunk" command on SW1 and SW2 we see the native VLAN is 99. QUESTION 113You have been asked to install and configure a new switch in a customer network. Use the console access to the existing and new switches to configure and verify correct device configuration.



You are adding new VLANs. VLAN500 and VLAN600 to the topology in such way that you need to configure SW1 as primary root for VLAN 500 and secondary for VLAN 600 and SW2 as primary root for VLAN 600 and secondary for VLAN 500. Which configuration step is valid? A. Configure VLAN 500 & VLAN 600 on both SW1 & SW2B. Configure VLAN 500 and VLAN 600 on SW1 onlyC. Configure VLAN 500 and VLAN 600 on SW2 onlyD. Configure VLAN 500 and VLAN 600 on SW1 ,SW2 and SW4E. On SW2; configure vtp mode as off and configure VLAN 500 and VLAN 600; configure back to vtp server mode. Answer: AExplanation:By issuing the "show vtp status command on SW2, SW2, and SW4 we see that both SW1 and SW2 are operating in VTP server mode, but SW4 is a client, so we will need to add both VLANs to SW1 and SW2. QUESTION 114You have been asked to install and configure a new switch in a customer network. Use the console access to the existing and new switches to configure and verify correct device configuration.



Examine the VTP configuration. You are required to configure private VLANs for a new server deployment connecting to the SW4 switch. Which of the following configuration steps will allow creating private VLANs? A. Disable VTP pruning on SW1 onlyB. Disable VTP pruning on SW2 onlyC. Disable VTP pruning on SW4 onlyD. Disable VTP pruning on SW2, SW4 and New\_SwitchE. Disable VTP pruning on New\_Switch and SW4 only. Answer: CEExplanation:To create private VLANs, you will need to only disable pruning on the switch that contains the private VLANs. In this case, only SW4 will connect to servers in a private VLAN. QUESTION 115Drag and Drop Question Answer: **!!!RECOMMEND!!!** 1.|2017 Version New 300-115 PDF and 300-115 VCE 358Q&As Download:<http://www.braindump2go.com/300-115.html> 2.|2017 Version New 300-115 Study Guide Video: YouTube Video: [YouTube.com/watch?v=MZAJaMB2e9k](https://www.youtube.com/watch?v=MZAJaMB2e9k)