

Free Microsoft 70-466 Practice Exam Dumps Full Version Download From Braindump2go (111-120)

Real Latest 70-466 Exam Questions Updated By Official Microsoft Exam Center! Braindump2go Offers 70-466 Dumps sample questions for free download now! You also can visit our website, download our premium Microsoft 70-466 Exam Real Answers, 100% Exam Pass Guaranteed! Vendor: MicrosoftExam Code: 70-466Exam Name: Implementing Data Models and Reports with Microsoft SQL Server 2014 Exam

Compared Before Buying Microsoft 70-466 PDF & VCE!		
Pass4sure	Braindump2go	TestKing
	100% Pass OR Money Back	
Not In Stock	186 Q&As	50 Q&As
/	\$99.99	\$124.99
/	Coupon Code: BDNT2014	/

QUESTION 111You need to develop the multidimensional project to meet the requirements of the Excel users.What should you do? A. Create a separate cube for the executive team so that it contains only the data they want to see.B. Create a perspective for the executive team.C. Create security roles to restrict access to the executive team.D. Create a view for the executive team. Answer: B QUESTION 112You need to configure the permissions for the sales team members in the Sales Reports library.Which permissions should you use? (Each answer presents part of the solution. Choose all that apply.) A. Delete ItemsB. Add ItemsC. View ItemsD. Create AlertsE. Manage AlertsF. Edit Items Answer: CF QUESTION 113You need to configure the SSRS data source.What should you do? A. Use Windows credentials.B. Prompt the user for credentials.C. In the data source configuration window, select the Credentials are not required option.D. Store the credentials. Answer: ACase Study 2: Contoso Ltd (Question 114 ? Question 125)BackgroundYou are the business intelligence (BI) solutions architect for Contoso Ltd, a multinational sales company with offices in London, Madrid, Paris, Brisbane, Tokyo, and New York.Contoso sells office consumable products such as pens, printer ink, and paper.You produce solutions by using SQL Server 2012 Business Intelligence Edition and Microsoft SharePoint Server 2010 Enterprise Edition with SP1.Technical BackgroundContoso's products are categorized by using four levels while some use only two or three levels. Products are categorized as shown in the following table.

Product Type	Product Category	Product Sub Cat
Papers	Copy Paper	
	Note	Sticky Notes "Sign Here" Note
Tapes and Glue	Adhesive Glue	
	Tape	Masking Tape Sticky Tape Duct Tape
Writing	Pens	Pencils Whiteboard Markers
	Corrections	Correction Tape Correction Fluid
	Erasers	

Contoso sells products through mobile sales staff, direct marketing, and its website. Sales personnel are located in various regions around the world, and each region has a sales manager who is paid a quarterly bonus based on the total sales in the region during the quarter. Regions are categorized as shown in the following table

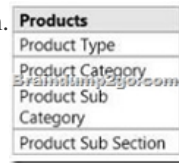
Region	Country	State
Oceania	Australia	Queensland
		New South Wales
	New Zealand	Canterbury
Europe	Great Britain	Marlborough Cornwall
		Aberdeen
		Cardiff
	Germany	Baden-Württemberg
		Saxony

SQL Server Analysis Services (SSAS) is used to host a multidimensional database. The database contains a single cube named Sales and three database dimensions named Products, Regions, and Date. A single measure named Sales Total has been defined in


the cube. The data source for the database is a SQL Server data warehouse. The Products dimension contains a single user-defined hierarchy named Products. To prevent the display of empty members when users browse the Products dimension, the Extract, Transform, and Load (ETL) process populates all missing values as shown in the following diagram.

Product Type	Product Category	Product Sub Category
Papers	Copy Papers	Copy Paper
Papers	Note Papers	Sticky Notes

The structure of the Products hierarchy is shown in the following diagram.



The Regions dimension contains a single user-defined hierarchy named Sales Regions. The dimension is based on a single dimension table in the data warehouse and the attribute relationships have not been modified since the dimension was created by using the Dimension wizard. The structure of the Sales Regions hierarchy is shown in the following diagram.



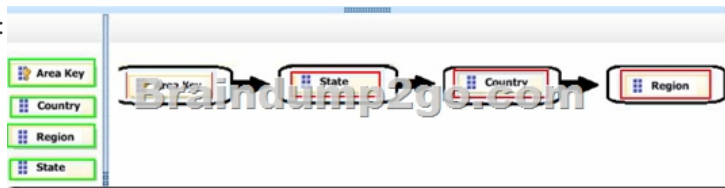
The Date dimension contains a single user-defined hierarchy named Calendar. The structure of the Calendar hierarchy is shown in the following diagram.



A role named UserRegions has been created in the SSAS database that will be used to filter members in the Regions dimension based on the authenticated user. Administrative staff from around the world will produce sales reports with Microsoft Excel 2010 based on the Sales cube. Developers will produce reports with SQL Server Reporting Services (SSRS) based on the Sales cube and the reports will be delivered to users through report subscriptions and a web browser. All users log on to an Active Directory Domain Services (AD DS) domain named contoso.com. All client computers and servers are joined to the contoso.com domain. Business Requirements The BI system must meet the following reporting requirements:- Display all sales figures in euro currency, regardless of the client's reporting location- Include a new measure named AD Sales that calculates average daily sales for a selected month- Support near real-time reporting while maintaining good performance for multidimensional queries- Support reports that show currency exchange rates - Deliver executive reports that are parameterized and rendered from report snapshots In addition, cube objects must use terms familiar to users from around the world. For example, in the Sales Regions hierarchy, users from Great Britain must see the State level presented as County when browsing the Sales cube. The Sales cube must support a new measure group named Sales Planning. The measure group must consist of a single measure named Sales Plan that enables the management team to use Excel 2010 to enter sales plans for future monitoring. Technical Requirements The BI system must meet the following technical requirements:- Architecture requirements- The system must use separate servers for each of the following components:- SQL Server Database Engine- SQL Server Integration Services- SQL Server Analysis Services in multidimensional mode - SharePoint Server with the Reporting Services Add-in o All servers must be installed using U.S. regional settings.- The system must source currency exchange rate data from a database hosted in Windows Azure SQL Databases. Security requirements When possible, the system must use Windows authentication for all database connections. The system must prevent users from querying data from outside of their region. The system must allow certain users to query data from multiple regions. Development requirements When browsing the Products hierarchy, repeating values for different levels of a given drill-path must be avoided. For example, Papers -> Copy Paper -> Copy Paper -> Copy Paper should appear simply as Papers -> Copy Paper. The system must support report snapshots. The default maximum number of retained snapshots must not exceed five. QUESTION 114 Drag and Drop Question You need to optimize the Regions dimension. How should you configure the attribute relationships? (To answer, drag the appropriate attribute from the list of attributes to the correct location in the hierarchy relationship. Use only attributes that apply.)



Answer:



QUESTION 115 You need to develop the executive reports. What should you do? (Each correct answer presents part of the solution. Choose all that apply.) A. Remove default values from all parameters. B. Implement dataset query parameters to filter data. C. Set the data source to use Windows authentication. D. Set the data source to use stored Windows credentials. E. Provide default values for all parameters. F. Implement dataset filters to filter data. Answer: ADE

QUESTION 116 You need to modify the Sales Regions hierarchy to meet the reporting requirements. Which SSAS feature should you use? A. Calculation B. Translation C. Action D. Perspective Answer: B

QUESTION 117 You need to configure SSRS to meet the maximum number of snapshots requirement. What should you do? (Each answer presents a complete solution. Choose all that apply.) A. In SharePoint Central Administration, set the System Snapshot Limit option to 5. B. In Reporting Services Configuration Manager, set the System Snapshot Limit option to 5. C. For each report, set the Limit number of snapshots option to 5. D. Use PowerShell to set the System Snapshot Limit option to 5. Answer: AC

QUESTION 118 You need to configure per-user security authentication for reporting against the Sales cube. What should you do? (Each correct answer presents part of the complete solution. Choose all that apply.) A. Create Service Principal Names (SPNs). B. Configure account delegation. C. Enable forms-based authentication. D. Enable mixed-mode authentication. Answer: AD

Explanation:- From scenario:- Administrative staff from around the world will produce sales reports with Microsoft Excel 2010 based on the Sales cube.- Security requirements When possible, the system must use Windows authentication for all database connections. The system must prevent users from querying data from outside of their region. The system must allow certain users to query data from multiple regions. A: To use Kerberos authentication with SQL Server requires both the following conditions to be true: The client and server computers must be part of the same Windows domain, or in trusted domains. A Service Principal Name (SPN) must be registered with Active Directory, which assumes the role of the Key Distribution Center in a Windows domain. The SPN, after it is registered, maps to the Windows account that started the SQL Server instance service. If the SPN registration has not been performed or fails, the Windows security layer cannot determine the account associated with the SPN, and Kerberos authentication will not be used. D: For windows authentication we need to enable mixed-mode authentication

QUESTION 119 You need to modify the Sales cube to support the planning requirements. Which SSAS feature should you use? A. At KPI B. A translation C. A writeback partition D. A perspective Answer: C

QUESTION 120 You need to configure the UserRegions role. Which Multidimensional Expressions (MDX) function should you use? A. ANCESTOR () B. USERNAME () C. FIRSTSIBLING () D. LEAD () E. COUSIN () Answer: B

100% 70-466 Complete Success & Money Back Guarantee! By utilizing Braindump2go high quality Microsoft 70-466 Exam Dumps Products, You can surely pass 70-466 certification 100%! Braindump2go also offers 100% money back guarantee to individuals in case they fail to pass Microsoft 70-466 in one attempt.

Compared Before Buying Microsoft 70-466 PDF & VCE!		
Pass4sure	Braindump2go 100% Pass OR Money Back	TestKing
Not In Stock	186 Q&As	50 Q&As
/	\$99.99	\$124.99
/	Coupon Code: BDN2014	/

<http://www.braindump2go.com/70-466.html>