

## [New-DumpsDownload Braindump2go JN0-346 Braindumps VCE for Free[31-40]

2017 New Version | JN0-346 Exam Dumps with PDF and VCE FREE Released in [www.Braindump2go.com](#) Today!100% Real Exam Questions! 100% Exam Pass Guaranteed! 1.|2017 New Version JN0-346 Exam Dumps (PDF & VCE) 75Q&As Download: [http://www.braindump2go.com/jn0-346.html](#)2.|2017 New Version JN0-346 Exam Questions & Answers Download: [https://1drv.ms/b/s!AvI7wzKf6QBjgiYcPfNoPADq6\\_Xj](#) QUESTION 31What is reviewed first in the BGP route selection process?  
A. the peer with the lowest IP addressB. the route with an origin of incompleteC. the path with no MED valueD. the next-hop resolution  
Answer: DExplanation: Understanding BGP Path Selection The algorithm for determining the active route is as follows:  
Etc.[https://www.juniper.net/documentation/en\\_US/junos12.3/topics/reference/general/routing-protocols-address-representation.html](#)  
QUESTION 32Click the Exhibit button. Referring to the exhibit, which type of route is displayed?

**Exhibit**


```
user@router# run show route 109.0.0.0
109.0.0.0/8      *{Aggregate/130} 00:48:58,
metric2 1
> to 10.42.12.2 via ge-0/0/0
```

A. staticB. generateC. aggregateD. martian Answer: CExplanation: From the exhibit we see: 109.0.0.0/8 \*[Aggregate/130]  
QUESTION 33Click the Exhibit button. Referring to the exhibit, which type of route is displayed?

**Exhibit**

```
user@router> show route 0/0 extensive
inet.0: 20874 destinations, 41585 routes (20873
active, 0 holddown, 1 hidden)
0.0.0.0/0 (2 entries, 1 announced)
TSI:
KRT in-kernel 0.0.0.0/0 -> (indirect(262142) )
OSPF area : 0.0.0.0, LSA ID : 0.0.0.0, LSA type : Extern
*Aggregate Preference: 130
Next hop type: Indirect
Address: 0a1574018
Next-hop reference count: 36000
Next hop type: Router, Next hop index: 262143
Next hop: 172.16.0.1 via ge-0/0/3.0, selected
Next hop: 172.16.4.5 via ge-0/0/4.0
Protocol next hop: 172.16.1.1
Indirect next hop: 139c570 262142
State: <Active Int Ext>
Local AS: 14203
Age: 15:18 Metric2: 0
OSPF 7-Resolve tree 2
AS path: I
Flags: Generate
Resolve Depth: 1 Active
Contributing Routes (7597):
144.91.0.0/16 proto BGP
144.243.212.0/24 proto
BGP
144.243.214.0/24 proto
BGP
146.149.32.0/19 proto
BGP
146.222.124.0/24 proto
BGP
146.222.128.0/24 proto
BGP
146.222.134.0/24 proto
BGP
146.222.136.0/24 proto
BGP
146.222.139.0/24 proto
BGP
```

A. generateB. martianC. aggregateD. static Answer: CExplanation: From the exhibit se see: Contributing Routes Note:  
Route aggregation allows you to combine groups of routes with common addresses into a single entry in the routing table. This decreases the size of the routing table as well as the number of route advertisements sent by the routing device. An aggregate route becomes active when it has one or more contributing routes. A contributing route is an active route that isa more specific match for the aggregate destination.[http://www.juniper.net/techpubs/en\\_US/junos15.1x49-d40/topics/concept/policy-aggregate-routes.html](#)  
QUESTION 34Click the Exhibit button. Based on the traceoptions output shown in the exhibit, what is the problem wit h the adjacency?



A. connectivityB. authentication mismatchC. area mismatchD. MTU mismatch Answer: CExplanation: From the exhibit we see: OSPF packet ignored: area mismatch QUESTION 35Click the Exhibit button. Based on the output shown in the exhibit, which statement is correct?

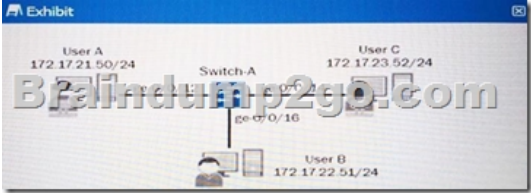
Exhibit

```
(master:0)
user@switch> show spanning-tree interface
```

Spanning tree interface parameters for instance 0

Interface	Port ID	Designated	Designated
Port	State	Role	Port ID
Cost			
ge-0/0/8.0	128:521	128:521	
8192.50c58daedb41	200	FWD	DESG
ge-0/0/9.0	64:522	64:522	
8192.50c58daedb41	2000	FWD	DESG
ge-0/0/14.0	240:527	240:527	
8192.50c58daedb41	20000	FWD	DESG
ge-0/0/15.0	128:528	128:528	
8192.50c58daedb41	200000	FWD	DESG

A. The ge-0/0/9 interface is using the default priority value.B. The ge-0/0/15 interface is using the default port cost.C. This switch has a bridge priority of 32k.D. This switch has been elected as the root bridge. Answer: BExplanation: The default port cost for a 100 Mbit/s interface is 200,000, which is the port cost of the ge-0/0/15 interface.Note: Data rate and default STP path cost QUESTION 36Click the Exhibit button. In the exhibit, each IP subnet in the network is associated with a unique VLAN ID. Which action will ensure that Host C will communicate with Host A and Host B?



A. Configure all switch ports connecting to the host devices as access ports associated with a common VLAN.B. Configure an IRB interface for each VLAN and associate it with its corresponding VLAN.C. Configure all switch ports connecting to the host devices as trunk ports associated with all VLANs.D. Configure a port-based ACL that permits inter-VLAN routing for all configured VLANs. Answer: BExplanation:Configuring Routing Between VLANs on One Switch To segment traffic on a LAN into separate broadcast domains, you create separate virtual LANs (VLANs). Of course, you also want to allow these employees to communicate with people and resources in other VLANs. To forward packets between VLANs you normally you need a router that connects the VLANs. However, you can accomplish this on a Juniper Networks switch without using a router by configuring an

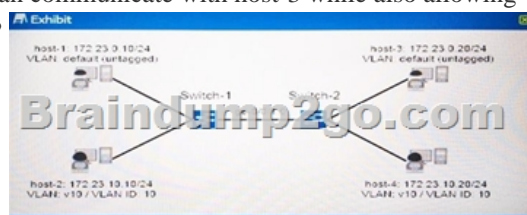
integrated routing and bridging (IRB) interface (also known as a routed VLAN interface-- or RVI-- in versions of Junos OS that do not support Enhanced Layer 2 Software).

[http://www.juniper.net/documentation/en\\_US/junos15.1/topics/example/RVIs-qfx-series-example1.html](http://www.juniper.net/documentation/en_US/junos15.1/topics/example/RVIs-qfx-series-example1.html) QUESTION 37 Depending on the link type, OSPF sends link state update packets to which two addresses? (Choose two.) A. 224.0.0.8 B. 224.0.0.6 C.

224.0.0.9 D. 224.0.0.5 Answer: B Explanation: Every time a router sends an update, it sends it to the DR and BDR on the multicast address 224.0.0.6. The DR will then send the update out to all other routers in the area, to the multicast address 224.0.0.5.

[https://en.wikipedia.org/wiki/Open\\_Shortest\\_Path\\_First](https://en.wikipedia.org/wiki/Open_Shortest_Path_First) QUESTION 38 Which statement about IS-IS adjacencies is true? A. Adjacency formation between Level 2 routers must have different area IDs. B. Adjacency formation between Level 2 routers must have the same area ID. C. Adjacency formation between Level 1 routers must have the same area ID. D. Adjacency formation between Level 1 routers must have different area IDs. Answer: C Explanation: IS-IS hello PDUs establish adjacencies with other routers and have three different formats: one for point-to-point hello packets, one for Level 1 broadcast links, and one for Level 2 broadcast links. Level 1 routers must share the same area address to form an adjacency, while Level 2 routers do not have this limitation.

[http://www.juniper.net/documentation/en\\_US/junos15.1/topics/concept/is-is-routing-overview.html](http://www.juniper.net/documentation/en_US/junos15.1/topics/concept/is-is-routing-overview.html) QUESTION 39 Click the Exhibit button. Referring to the exhibit, you are asked to ensure that host-1 can communicate with host-3 while also allowing host-2 to communicate with host-4. What should you do to enable this behavior?



A. Configure the native-vlan-id default statement under the ge-0/0/1 port settings on Switch-1. B. Use the all keyword when defining the member VLANs for the ge-0/0/1 interface on Switch-1. C. Configure the native-vlan-id default statement under the ge-0/0/1 port settings on both Switch-1 and Switch-2. D. Use the all keyword when defining the member VLANs for the ge-0/0/1 interface on both Switch-1 and Switch-2. Answer: C Explanation: Configuring Mixed Tagging Support for Untagged Packets For 1-, 4-, and 8-port Gigabit Ethernet IQ2 and IQ2-E PICs, for 1-port 10-Gigabit Ethernet IQ2 and IQ2-E PICs, for all MX Series router Gigabit Ethernet, Tri-Rate Ethernet copper, and 10-Gigabit Ethernet interfaces configured for 802.1Q flexible VLAN tagging, and for aggregated Ethernet interfaces on IQ2 and IQ2-E PICs or MX Series DPCs, you can configure mixed tagging support for untagged packets on a port. Untagged packets are accepted on the same mixed VLAN-tagged port. To accept untagged packets, include the native-vlan-id statement and the flexible-vlan-tagging statement at the [edit interfaces interface-name] hierarchy level: [edit interfaces ge-fpc/pic/port] flexible-vlan-tagging; native-vlan-id number;

[https://www.juniper.net/documentation/en\\_US/junos13.3/topics/usage-guidelines/interfaces-enabling-vlan-tagging.html](https://www.juniper.net/documentation/en_US/junos13.3/topics/usage-guidelines/interfaces-enabling-vlan-tagging.html)

QUESTION 40 Click to the exhibit button. Referring to the exhibit, which configuration change is needed for an IS -IS Level 1 adjacency between R1 and R2?

The screenshot shows the Junos CLI configuration for two routers, R1 and R2. R1 configuration shows interface ge-0/0/1.0 with level-2 disable. R2 configuration shows interface ge-0/0/1.0 with level-2 disable. The output shows the configuration for both routers.

```
user@R1# show interfaces lo0
unit 0 {
  family inet {
    address 10.42.0.1/32;
  }
  family iso {
    address 49.0002.0010.0042.0001.00;
  }
}

user@R1# show protocols isis
interface ge-0/0/1.0 {
  level-2 disable;
}

user@R2# show interfaces lo0
unit 0 {
  family inet {
    address 10.42.0.2/32;
  }
  family iso {
    address 49.0001.0010.0042.0002.00;
  }
}

user@R2# top show protocols isis
interface ge-0/0/1.0;
interface lo0.0;
```

A. Configure the Io0 family ISO address 49.0002.0010.0042.0002.00 on R1. B. Disable Level 2 on R2's ge-0/0/1 interface. C. Configure the Io0 family ISO address 49.0002.0010.0042.0002.00 on R2. D. Enable Level 2 on R1's ge-0/0/1 interface. Answer: C

Explanation: Level 1 adjacencies can be formed between routers that share a common area number. We need to change ISO addresses so that both routers have the same area number. If we change the ISO address on R2 49.0002.0010.0042.0002.00, both routers will have 0002 as area number. Note: Level 2 adjacency can be formed between routers that might or might not share an area number. [http://www.juniper.net/techpubs/en\\_US/junos16.1/topics/example/isis-multi-level.html](http://www.juniper.net/techpubs/en_US/junos16.1/topics/example/isis-multi-level.html) !!!RECOMMEND!!! 1.|2017 New Version JN0-346 Exam Dumps (PDF & VCE) 75Q&As Download:<http://www.braindump2go.com/jn0-346.html> 2.|2017 New Version JN0-346 Study Guide Video: YouTube Video: [YouTube.com/watch?v= mTDizEfruM](https://www.youtube.com/watch?v=mTDizEfruM)