

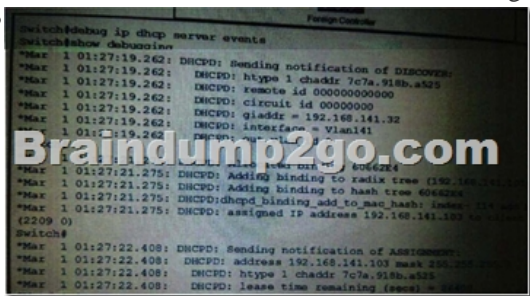

[Oct.-2016-NewCCIE Exam 400-351 VCE Dump Free Download Available in
Braindump2go[NQ6-NQ12

2016/10 New CCIE Wireless **400-351**: CCIE Wireless Written Exam, v3.1 Exam Questions Updated Today! Free Instant Download
400-351 Exam Dumps (PDF & VCE) 165Q&As from Braindump2go.com Today! 100% Real Exam Questions! 100% Exam Pass
Guaranteed! 1. | 2016/10 400-351 Exam Dumps (PDF & VCE) 165Q&As Download: <http://www.braindump2go.com/400-351.html>
2. | 2016/10 400-351 Exam Questions & Answers:

<https://drive.google.com/folderview?id=0BwwEERkugSaLSTMyUDhOZG1ET1k&usp=sharing> QUESTION 13 During the Cisco 5760 WLC high availability active and standby process (elected or re-elected), which factor can determine which Cisco 5760 WLC become active? A. The cisco 5760 WLC the highest stack member priority value B. the cisco 5760 WLC the highest IP address C.

the cisco 5760 WLC the lowest stack member priority value.D. the cisco 5760 WLC the highest Mac address Answer: A

QUESTION 14Refer to the exhibit your colleague a junior network engineer is struggling to enable DHCP option 82 in the layer 3 switch which is in the DMZ for a mobile client under a guest anchor Cisco wireless LAN controller deployment . What is your answer?



A. DHCP proxy must be enabled for DHCP option 82 to operate correctly. All Cisco WLCs that will be in the setup must have the same DHCP proxy setting.

B. DHCP option 82 must be enabled on the dynamic interface with which the WLAN is associated.

C. DHCP option 82 is not supported when it is used with auto-anchor mobility.

D. The mobility tunnel datapath control path or both between the anchor Cisco WLC and foreign WLC are down.

Answer: C

QUESTION 15 RX-SOP is configured for SGHz radio with value set as "High Threshold". Which two clients will associate to the AP? (Choose Two)

A. client with RSSI-75 dBm

B. client with RSSI-79 dBm

C. client with RSSI-77 dBm

D. client with RSSI-73 dBm

Answer: AD

QUESTION 16 Which MSS value is appropriate on a Cisco 5508 WLC in an IPV6-only environment?

A. 1236

B. 2131

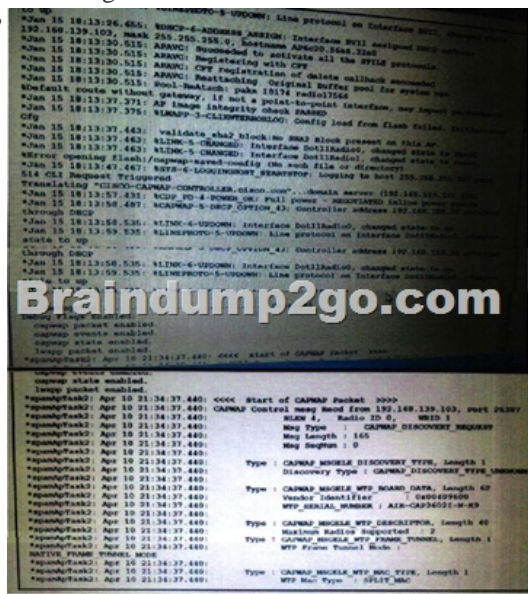
C. 1285

D. 1331

Answer: D

QUESTION 17 Refer to the exhibit .according to the debugs and join the Cisco WLC and Cisco LAP which WLC discovery Algorithm is used by the LAP to join the Cisco WLC?

*Show 16 18:13:26.436, SWHC6-6-ADDRESS ADDITION
190.160.129.102



A. DHCP server LAP sends a layer 3 CAPWAP discover request to the Cisco WLC that is listed in the DHCP option 43.B. configured LAP sends a unicast layer 3 CAPWAP discover request to the Cisco WLC IP address that the LAP has in its NVRAM.C. Broadcast lap broadcasts a layer 3 CAPWAP discover message on the local ip subnet.D. DNS lap resolve the DNS Name

CISCO-CAPWAP-CONTEOLLER cisco to the Cisco WLC ip address then it sends a unicast layer 3 CAPWAP discovery request to the Cisco WLC Answer: A QUESTION 18 Which port does cisco JSE use by default to send RADIUS CoA messages to the Cisco WLC? A. UDP 3799B. UDP 1813C. UDP 1700D. TCP 1812 Answer: C QUESTION 19 Which technology is used by AVC on a Cisco WLC for identification and classification of applications? A. modular QoS CLIB. NBARC. ACLD. IP precedence Answer: B !!!RECOMMEND!!! 1.Braindump2go|2016/10 400-351 Exam Dumps (PDF & VCE) 165Q&As Download: <http://www.braindump2go.com/400-351.html> 2.Braindump2go|2016/10 400-351 Exam Questions & Answers: <https://drive.google.com/folderview?id=0BwwEErkugSaLSTMyUDhOZG1ET1k&usp=sharing>