

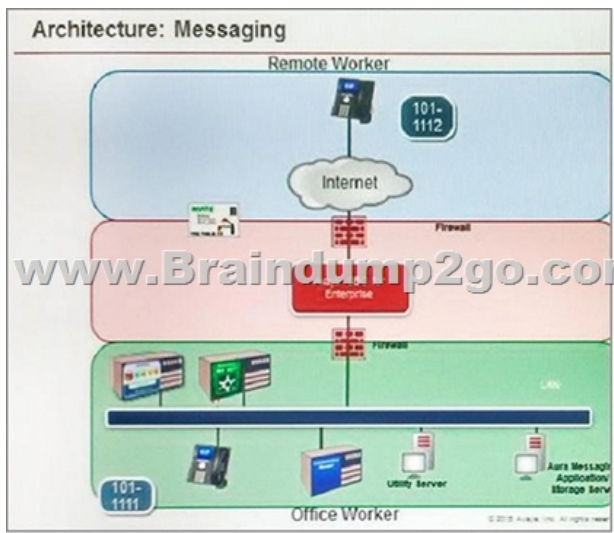
[Valid-Version100% Real 7230X Dumps 75Q-Braindump2go[12-22

2018 January New Avaya 7230X Exam Dumps with PDF and VCE Free Updated Today! Following are some new 7230X Exam Questions:1.[2018 New 7230X Exam Dumps (PDF & VCE) 75Q&As Download:<https://www.braindump2go.com/7230x.html>

2.[2018 New 7230X Exam Questions & Answers Download:

<https://drive.google.com/drive/folders/1SHGhHSVXX17tkjkXMgeZpc3aqSgId6d?usp=sharing>QUESTION 12A customer reports that remote worker users cannot see their feature buttons. Their Avaya Session Border Controller for Enterprise (SBCE) was recently damaged and replaced due to a lightning strike. After doing some troubleshooting, support was able to see that PPM was misconfigured in the SBCE.Which tool was used, and which symptoms were visible that pointed to this issue?A. List trace; PPM requests were going to Avaya Aura® Session Manager instead of the PPM serverB. traceSM; SIP requests were going to Avaya Aura® Session Manager instead of SBCEC. traceHTTP; all HTTP requests were going to SBCE instead of Avaya Aura® Communication ManagerD. traceSBC with PPM debugging enabled; PPM requests were seen to be going to the Utility Server instead of Session ManagerAnswer: DQUESTION 13Which tool has an option to debug the TLS handshake between the server and the client?A. SIP Trace Config and SIP Trace ViewerB. List trace tac 701C. traceSMD. List trace tac 701/tlsAnswer: C

QUESTION 14Callers hear a fast busy when they dial into Avaya Aura® Messaging (AAM) to retrieve their voicemail messages. After troubleshooting you discover that someone has left trunks in busy-out state on AAM.How would you restore the trunks to in-service status?A. Using AAM web GUI access Administration > Messaging > Diagnostics > Network Connection, and then click on the Release All Trunks button.B. SSH to AAM, and execute the release trunks all command.C. SSH to AAM, and execute the release trunk command.D. Using AAM web GUI access Administration > Messaging > Telephony Diagnostics > Release, type `all' in the Equipment Number field, and then click on the Release button.Answer: DQUESTION 15A customer reports that their Avaya Aura® Communication Manager (CM) enabled SIP telephones (AST) can only see the effect of their telephone being Call Forwarded after they log off and log on again. Also stopping the call forward feature does not show until their endpoint is logged off and logged on again.What is the cause of the problem?A. A coverage path has not been setup.B. The Call Forwarding feature has not been assigned to a button.C. Data Privacy is enabled in the station's Class of Service.D. An entry is missing in the private-numbering System Administration Terminal (SAT) form.Answer: CQUESTION 16A customer called in stating they cannot place WebRTC calls. You discover that when the WebRTC snap-in sends an Invite to Avaya Aura® Media Server (AAMS), Avaya Breeze ? is not sending the correct information in the Request URI to match a regular expression in Session Manager. Where do you configure the Media Server URI (ce-msml@avaya.com) that Avaya Breeze ? will send to AAMS via Avaya Aura® Session Manager (SM)?A. Use Avaya Aura® System Manager web GUI to access the Engagement Development Platform>; Configuration > Attributes.B. Use SSH to Avaya Breeze ? and edit the "/etc/config.properties" file.C. Use Avaya Aura® System Manager web GUI to access the Inventory>; Manage Elements, and then edit the Avaya Breeze ? element.D. Use Avaya Aura® System Manager web GUI to access the Engagement Development Platform>; Configuration > Avaya Aura® Media Server.Answer: DQUESTION 17You are troubleshooting an IM and Presence problem, and discover all application processes are not running on the Avaya Breeze ? platform.How can the application processes be started?A. SSH to Avaya Breeze ?, and execute the start -a command.B. SSH to Avaya Breeze ?, and execute the service presence start command.C. Accept Service on the cluster using Avaya Aura® System Manager web GUI.D. SSH to Avaya Breeze ?, and execute the service ps start command.Answer: CQUESTION 18Which statement about Network Routing Policies in Avaya Aura® Session Manager (SM) is true?A. A dial pattern and routing policy are necessary in SM to call from an H323 device to a Basic/Native SIP device (without an Avaya Aura® Communication Manager profile).B. A dial pattern and routing policy are necessary in SM to call from a Basic/Native SIP device (without a CM profile) to an H323 device on Avaya Aura® Communication Manager (CM).C. A dial pattern and routing policy are necessary in SM to call from an H323 device to an AST device on the same Avaya Aura® Communication Manager (CM).D. A dial pattern and routing policy are necessary in SM to call from an AST device to an H323 device on the same Avaya Aura® Communication Manager (CM).Answer: AQUESTION 19Refer to the exhibit. Avaya Tier 3 support receives a case escalated by Tier 2 where the customer cannot receive incoming calls, but can make calls out successfully. The trace shows that the incoming calls arrive at the Avaya Session Border Controller for Enterprise (SBCE) but fail to get routed into the customer enterprise network.



Based on this information, what is and is not working?A. The local area network, Avaya Aura® Communication Manager, and Avaya Aura® Session Manager are working. SBCE is partially working, but routing may be incorrect.B. The local area network, Avaya Aura® Communication Manager, and Avaya Aura® Session Manager are working. The public network is not working.C. The local area network, Avaya Aura® Communication Manager, and Avaya Aura® Session Manager are working. SBCE is not working.D. The local area network and Avaya Aura® Session Manager are working. Avaya Aura® Communication Manager is not working.

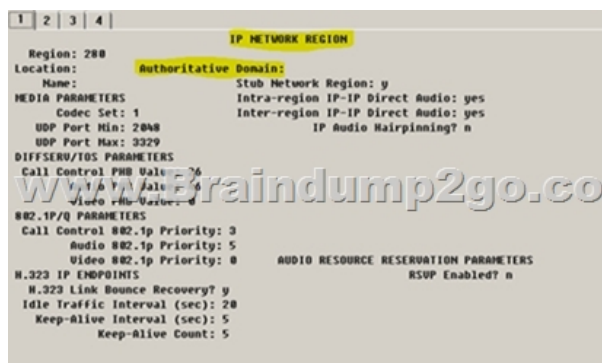
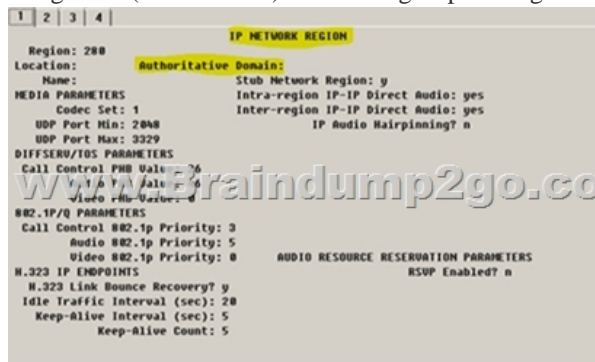
Answer: A

Explanation: If Communication Manager not working, you not able to make outbound calls, or it fails with 404 routing issue etc.

QUESTION 20 In which two Avaya Aura® Communication Manager (CM) System Administration Terminal (SAT) forms does the SIP domain need to be configured? (Choose two.)A. trunk-groupB. signaling-groupC. ip-network-mapD. ip-network-region

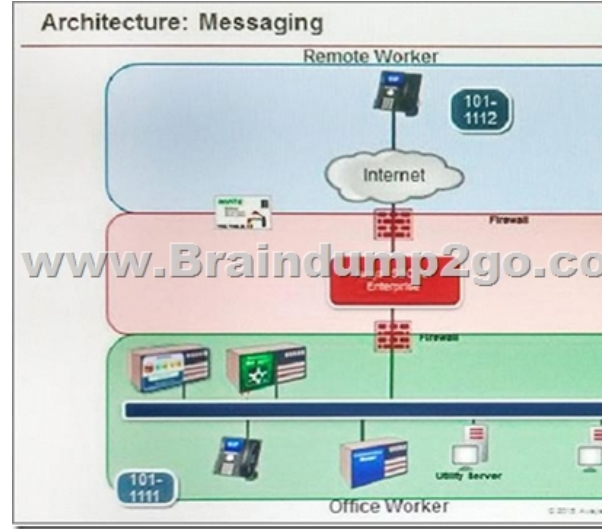
Answer: BD

Explanation:



QUESTION 21 You are troubleshooting a TLS link down message between Avaya Aura® Session Manager (SM) and Avaya Session Border Controller for Enterprise (SBCE). Tracing on SM and SBCE reveals a Fatal Error Unknown CA message being sent by SBCE when it receives the Server Identity certificate from SM. To solve this problem, which two actions need to be completed? (Choose two.)A. Install the Certificate Authority certificate that signed SBCE identity certificate into SM.B. Export the SBCE identity certificate, and import it into SM.C. Install the Certificate Authority certificate that signed SM identity certificate into

SBCE.D. Add Certificate Authority certificate into the TLS profile Peer Verification List. Answer: ABQUESTION 22Refer to the exhibit. After some system maintenance was completed over the weekend, a customer calling from the office states they hear a fast busy when trying to access their voicemail. Avaya support verifies local network connectivity is up and Avaya Aura® Messaging server is registering no alarms. A SIP trace displays a 404 Not Found error message.



Based on what is already working, to where can the issue potentially be isolated? A. endpoint routing configuration issue B. interoperability testing C. network outage D. routing configuration issues Answer: D **!!!RECOMMEND!!!** 1.[2018 New 7230X Exam Dumps (PDF & VCE) 75Q&As Download:<https://www.braindump2go.com/7230x.html> 2.[2018 New 7230X Study Guide Video: YouTube Video: [YouTube.com/watch?v=dZrKQsvku7s](https://www.youtube.com/watch?v=dZrKQsvku7s)